

26/OCT/2013

16 car field

Round # 1

NHRA TOYOTA NATIONALS

PRO STOCK MOTORCYCLE

CompuLink StarTrak

4	PSM	H Arana
1	6.930	193.07
10	PSM	S Gann
16	7.087	187.18

1528	PSM	J Hall
8	6.982	190.06
207	PSM	C Kennedy
9	6.983	189.52

6	PSM	M Smith
4	6.957	193.02
2	PSM	A Hines
13	7.022	187.68

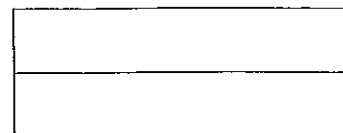


3	PSM	H Arana Jr
5	6.965	190.89
9	PSM	L Tonglet
12	7.021	191.57

751	PSM	S Johnson
2	6.945	191.92
77	PSM	A Smith
15	7.042	189.50

401	PSM	J Savoie
7	6.979	191.65
7	PSM	S Pollacheck
10	6.984	191.59


301	PSM	A Arana
3	6.946	192.71
745	PSM	K Sullivan
14	7.025	190.62

8	PSM	M Ray
6	6.971	192.30
1	PSM	E Krawiec
11	7.016	188.83



Low E.T. 6.930 # 4 H Arana
 Top Speed 193.18 # 301 A Arana

**** Champion ****



26/OCT/2013

16 car field

Round # 1

NHRA TOYOTA NATIONALS

PRO STOCK

CompuLink StarTrak

6	PRO	M Edwards
1	6.632	208.23
21	PRO	K Johnson
16	6.723	205.94

5	PRO	G Anderson
8	6.653	208.17
3	PRO	V Nobile
9	6.656	207.72

11	PRO	S Gray
4	6.646	203.12
666	PRO	M Hartford
13	6.696	206.48

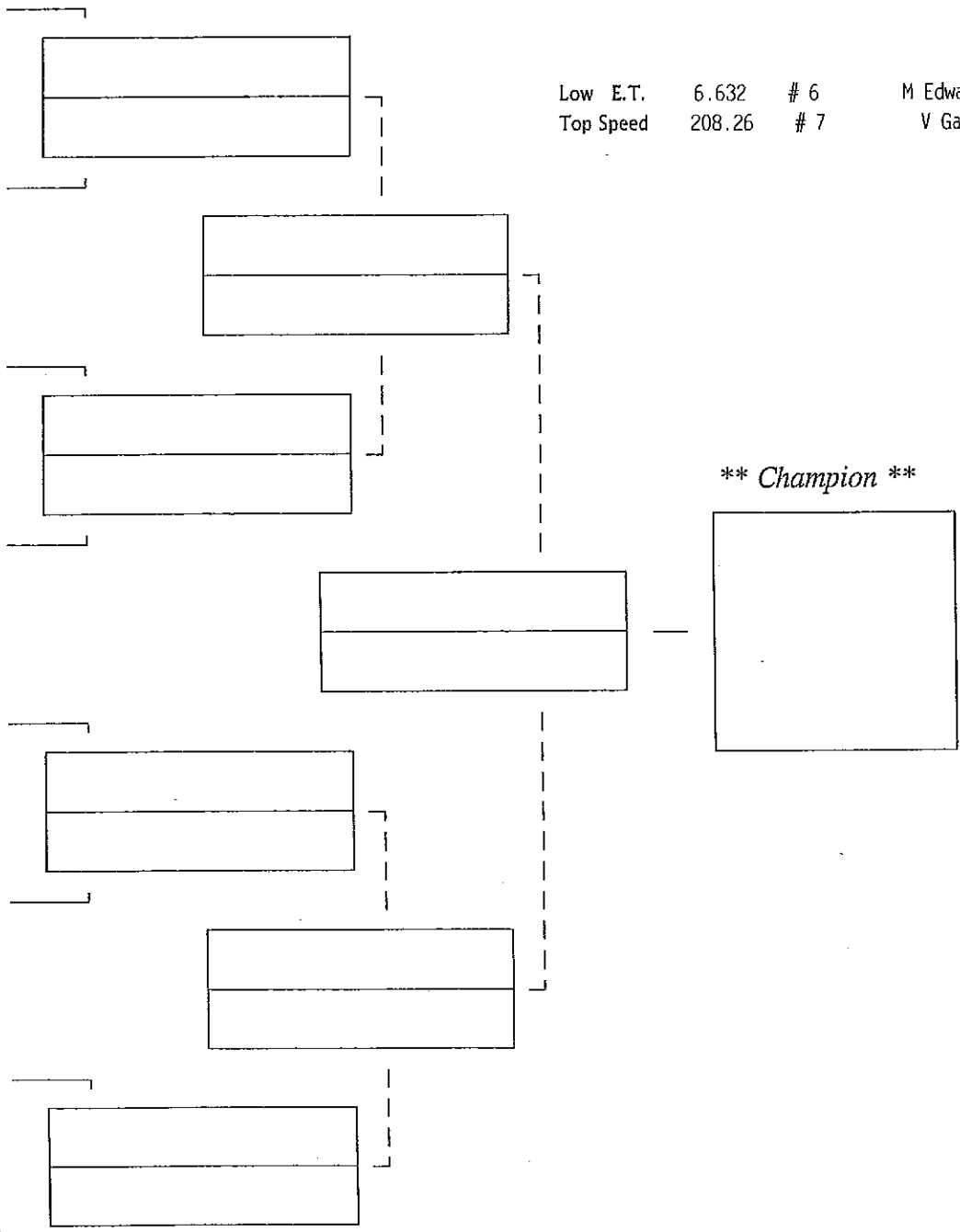
2	PRO	J Line
5	6.650	207.69
41	PRO	R Brogdon
12	6.694	206.73

7	PRO	V Gaines
2	6.641	206.20
10	PRO	L Morgan
15	6.714	205.82

1	PRO	A Johnson
7	6.651	206.99
317	PRO	R Jones
10	6.658	207.05

25	PRO	J Coughlin
3	6.645	207.43
445	PRO	G Stanfield
14	6.701	205.22

4	PROE	Enders-Steven
6	6.650	207.34
256	PRO	B Perkinson
11	6.660	208.01



Low E.T. 6.632 # 6 M Edwards
 Top Speed 208.26 # 7 V Gaines

**** Champion ****

26/OCT/2013

16 car field

Round # 1

NHRA TOYOTA NATIONALS

FUNNY CAR

CompuLink StarTrak

9	FC	J Force
1	4.011	317.79
782	FC	G Densham
16	4.317	287.90

3111	FC	C Head
8	4.064	315.64
750	FC	D Worsham
9	4.080	306.46

28	FC	R Capps
4	4.057	315.05
8	FC	T Wilkerson
13	4.123	307.02

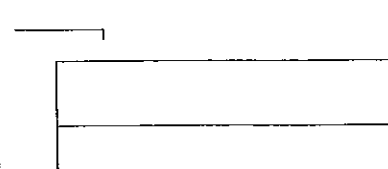
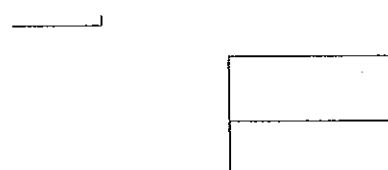
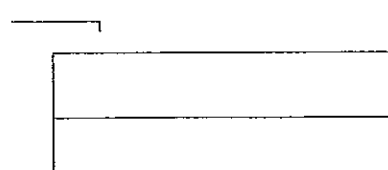
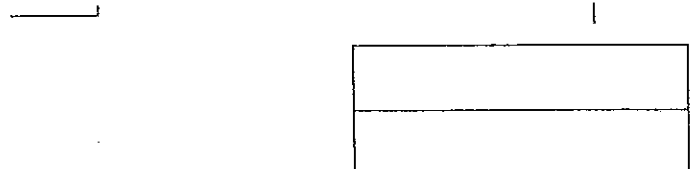
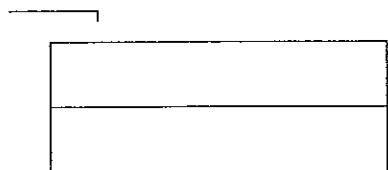


2814	FC	M Hagan
5	4.057	312.50
771	FC	A DeJoria
12	4.118	309.63

5	FC	C Force
2	4.052	318.24
72	FC	T Pedregon
15	4.167	264.86

4	FC	C Pedregon
7	4.064	316.01
7	FC	R Hight
10	4.086	313.07


1	FC	J Beckman
3	4.052	315.56
77	FC	B Tasca III
14	4.143	309.13

6	FC	J Gray
6	4.060	311.85
10	FC	J Arend
11	4.114	303.37



Low E.T. 4.011 # 9 J Force
 Top Speed 318.24 # 5 C Force

**** Champion ****



NHRA TOYOTA NATIONALS

TOP FUEL

CompuLink StarTrak

4	TF	S Langdon
1	3.778	324.28
21	TF	T McMillen
16	3.858	322.65

3	TF	S Massey
8	3.818	321.65
745	TF	B Force
9	3.821	319.45

44	TF	D Grubnic
4	3.790	306.12
34	TF	M Lucas
18	3.838	314.53

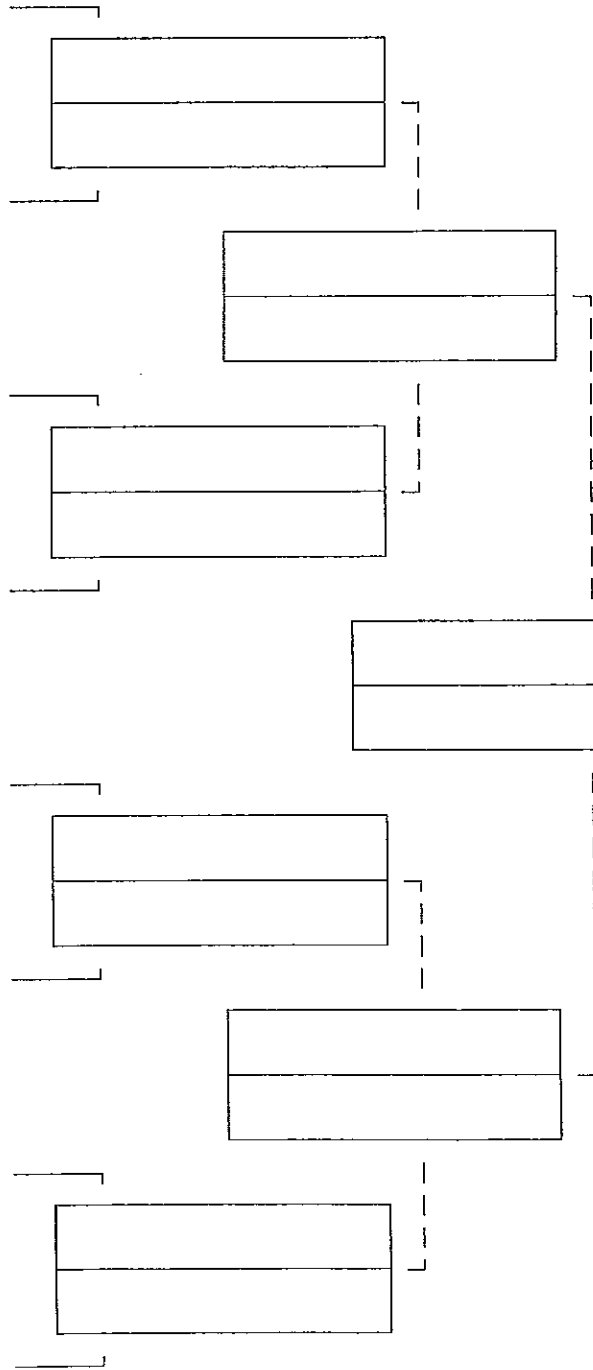
255	TF	C Millican
5	3.807	323.97
474	TF	B Torrence
12	3.833	318.39

475	TF	S Torrence
2	3.783	327.35
317	TF	T Zizzo
15	3.855	318.39

22	TF	D Kalitta
7	3.809	322.96
5	TF	B Bernstein
10	3.821	314.39

2	TF	T Schumacher
3	3.784	324.59
99	TF	K alBalooshi
14	3.853	310.98

1	TF	A Brown
6	3.808	321.96
8	TF	B Vandergriff
11	3.827	316.97



Low E.T. 3.778 # 4 S Langdon
 Top Speed 327.35 # 475 S Torrence

**** Champion ****

