



RV CAMPING  
INFORMATION



March 9-11, 2012

Welcome to Las Vegas Motor Speedway! We are glad you are here and hope you enjoy the exciting schedule of events planned during your visit. Please read the enclosed information carefully to make your visit to Las Vegas Motor Speedway enjoyable and safe.

Arrival instructions: Each of the Las Vegas Motor Speedway RV lots will open at 12:00 noon on Monday, March 5<sup>th</sup>. **LVMS highly recommends that you arrive no later than Thursday to avoid delays.**

<i>Burn Out RV Lot</i>	- Arrive via Las Vegas Blvd at Entry 8
<i>Bullring RV Lot</i>	- Arrive via Las Vegas Blvd at Entry 1
<i>Boulevard RV Lot A-B-C</i>	- Arrive via Las Vegas Blvd at Entry 7
<i>Motorhome Hill</i>	- Arrive via Las Vegas Blvd at Entry 8
<i>Turn 3 RV Lot</i>	- Arrive via Las Vegas Blvd at Entry 8
<i>Turn 1 RV Lot</i>	- Arrive via Las Vegas Blvd at Entry 4
<i>Boulevard RV Lot D</i>	- Arrive via Las Vegas Blvd at Entry 9
<i>Checkered Flag RV Lot</i>	- Arrive via Hollywood Blvd at Entry 10
<i>Infield RV Lot</i>	- See page 11 for specific instructions

Trailers: LVMS does not permit enclosed trailers used to haul extra cars, golf carts, quads, motorcycles, etc. inside any of the RV lots. Toy haulers that are used as sleeping quarters are acceptable. For your convenience, LVMS provides a free trailer storage lot inside of Entry 1.

Ice sales (see page 13):

1. Burn Out RV lot
2. Checkered Flag RV lot
3. Infield RV lot - Infield pass required.
4. Tram Stop 5 – Above the infield tunnel outside of turn 2.
5. Sierra Ice carts will periodically drive through all RV lots.
6. Call 702-498-3360 to place orders delivered to your campsite.

Trash pick up:

Place your full bags of trash near the service road by your RV space by 6 am.

The Dirt Track at Las Vegas Motor Speedway: Burn Out RV guests may access Dirt Track events using drag strip pedestrian tunnel located just past the end of the Drag Strip grandstands.

Wednesday, March 7 – IMCA Modifieds; Thursday, March 8– World of Outlaws

Church service: The Southern Nevada Baptist Association Racing Ministries will be conducting Sunday morning church services at 8 a.m. in five convenient locations. The first tent is located in the Infield RV lot (infield pass required). The other tents are located in the Checkered Flag RV lot, the Boulevard RV lot, the Bullring RV lot, and the Burn Out RV lot (no pass required).

Post-race Departure: Exterior RV lots are held for a minimum of two hours after the event ends. The Infield RV lot is held for a minimum of three hours after the event ends. The vehicle gates for the RV lots will remain CLOSED during this time. In order to ensure the safety of pedestrian traffic, please be patient and wait

for LVMS security to open the exit gates. *Guests will not be permitted to access LVMS property during this time and will have to wait until after outbound traffic is completed before being allowed to access LVMS property.*

In Case of Emergency: If you need emergency assistance call **702-632-8029**. Please have your space number and the name of your RV lot available when you call to expedite arrival. LVMS Security is on duty 24 hours per day. **WARNING:** Carbon Monoxide (CO) poisoning is possible with camping equipment. Carbon monoxide is a poisonous gas that you cannot see or smell, but carbon monoxide fumes can be harmful or fatal. Follow equipment instructions, and if your equipment detects carbon monoxide, contact LVMS Security immediately at the above number. Vertical generator exhaust systems are highly recommended.

Radio Broadcast: Tune to 102.9 FM to listen to the PA Broadcast of the event. For the Sunday event radio broadcast, tune to (Station TBD).

RV Services Contact Information: LVMS has coordinated with specific service companies to conveniently handle your requests. Please see the list below, and contact the appropriate group with your service request.

Boulevard RV - Lots A-B-C-D

- Portable restrooms: A-Company, (702) 647-4000/ (800) 456-1200
- Showers: Portakleen, (614) 402-0719, \$6
- Pumping service: A-Company, (702) 647-4000/ (800) 456-1200, \$40
- Water: H2O 2 You, (806) 789-8613, \$25
- Propane: Vegas Propane, (702) 643-9657

Burn Out RV

- Portable restrooms: A-Company, (702) 647-4000/ (800) 456-1200
- Showers: Portakleen, (614) 402-0719, \$6
- Pumping service: A-Company, (702) 647-4000/ (800) 456-1200, \$40
- Water: H2O 2 You, (806) 789-8613, \$25
- Propane: Vegas Propane, (702) 643-9657

Bullring RV

- Portable restrooms: A-Company, (702) 647-4000/ (800) 456-1200
- Showers: Portakleen, (614) 402-0719, \$6
- Pumping service: A-Company, (702) 647-4000/ (800) 456-1200, \$40
- Water: H2O 2 You, (806) 789-8613, \$25
- Propane: Vegas Propane, (702) 643-9657

Checkered Flag R V Parking

- Portable restrooms: A-Company, (702) 647-4000/ (800) 456-1200
- Showers: Portakleen, (614) 402-0719, \$6

Checkered Flag R V Parking (cont)

- Pumping service: A-Company, (702) 647-4000/ (800) 456-1200, \$40
- Water: H2O 2 You, (806) 789-8613, \$25
- Propane: Vegas Propane, (702) 643-9657

Turn 1 RV

- Portable restrooms: A-Company, (702) 647-4000/ (800) 456-1200
- Showers: Use the units in Checkered Flag RV
- Pumping service: A-Company, (702) 647-4000/ (800) 456-1200, \$40
- Water: H2O 2 You, (806) 789-8613, \$25
- Propane: Vegas Propane, (702) 643-9657

Infield RV

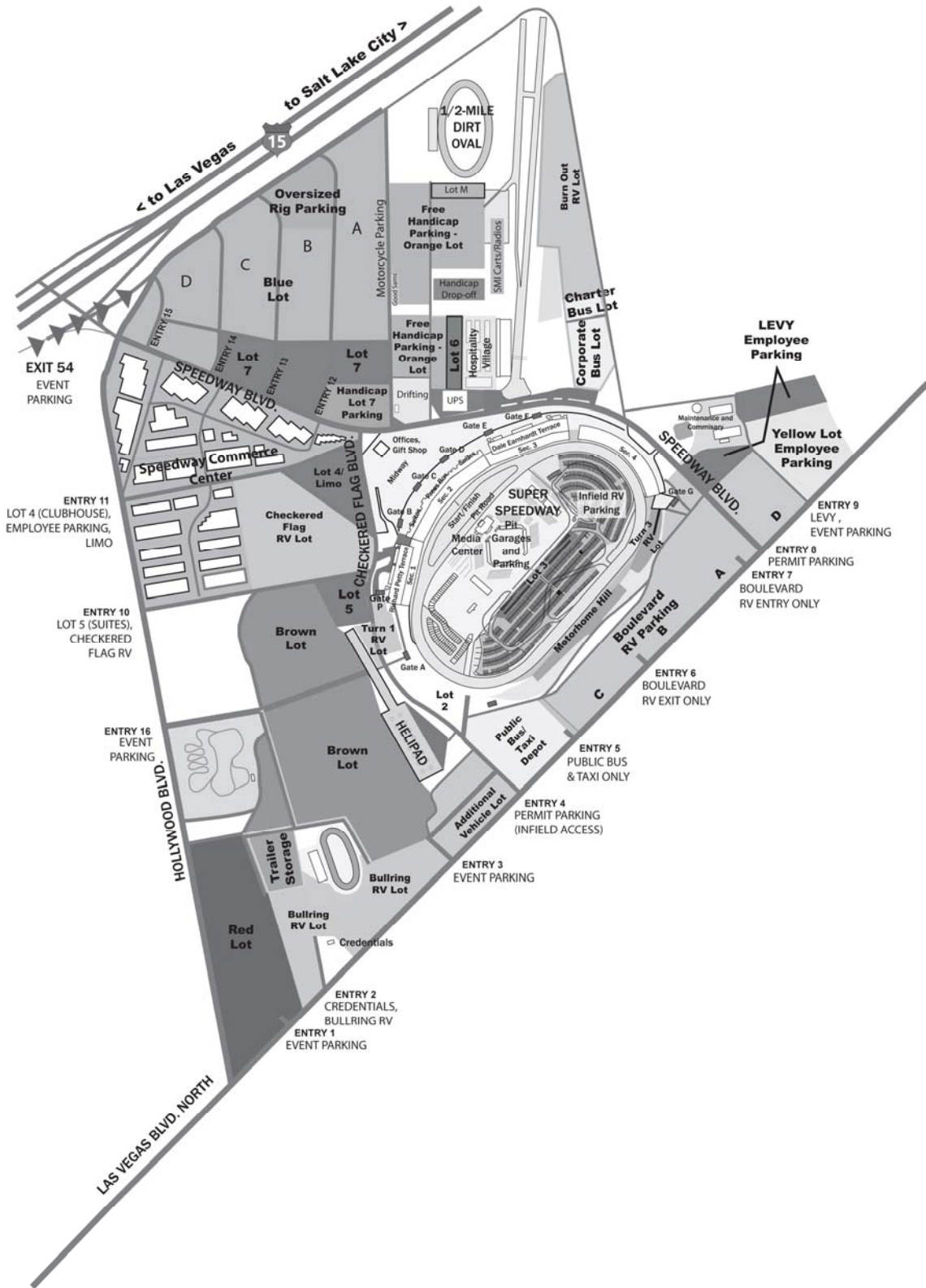
- Portable restrooms: A-Company, (702) 647-4000/ (800) 456-1200
- Showers: Portakleen, (614) 402-0719, \$6
- Pumping service: A-Company, (702) 647-4000/ (800) 456-1200, \$40
- Water: H2O 2 You, (806) 789-8613, \$25
- Propane: Vegas Propane, (702) 643-9657

Turn 3 RV

- Portable restrooms: A-Company, (702) 647-4000/ (800) 456-1200
- Showers: Use the units in Boulevard RV – Lots A-B-C
- Pumping service: A-Company, (702) 647-4000/ (800) 456-1200, \$40
- Water: H2O 2 You, (806) 789-8613, \$25
- Propane: Vegas Propane, (702) 643-9657

\* Showers will open on Thursday, March 8<sup>th</sup>

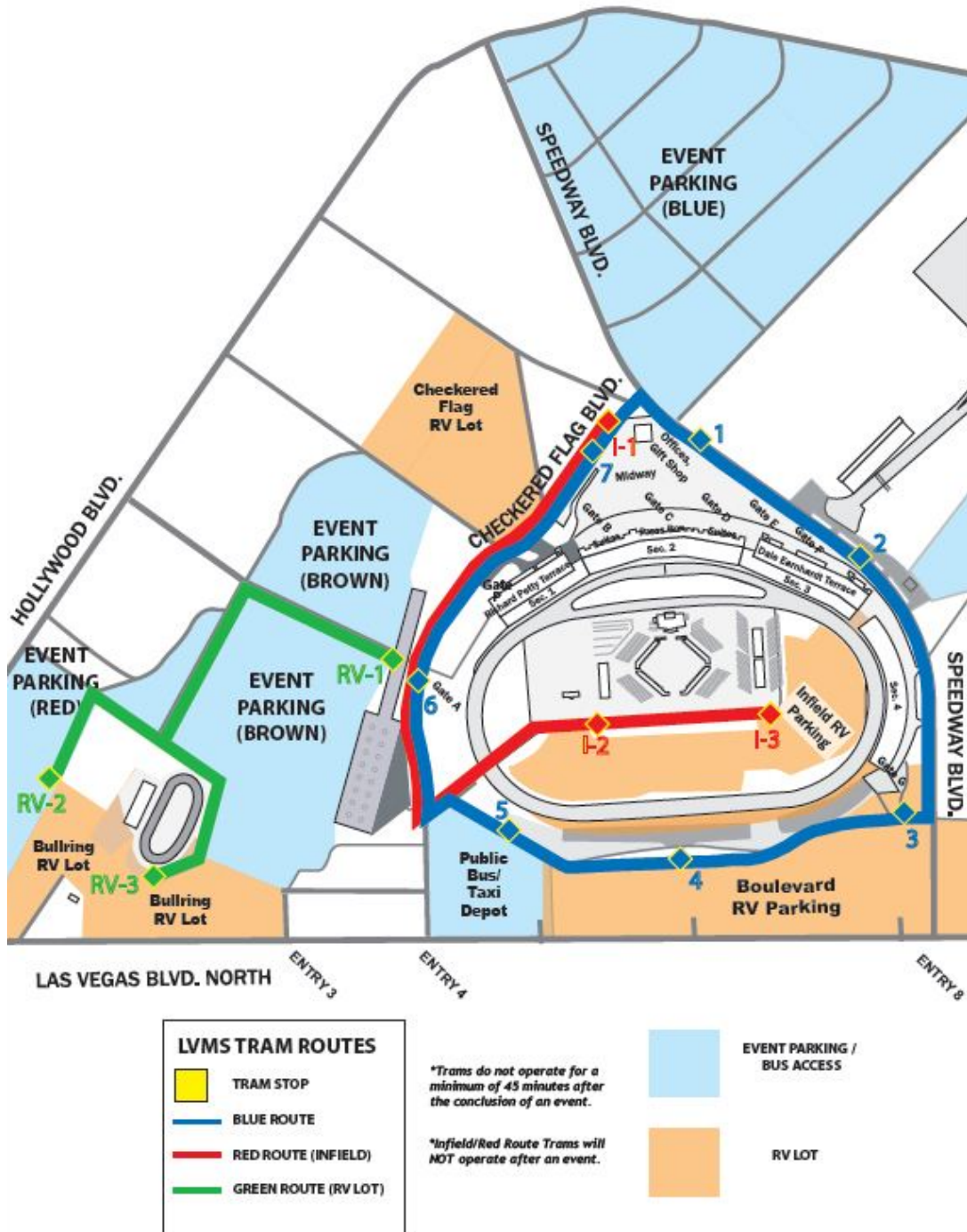
**FACILITY MAP:**



**TRAM MAP:**



# TRAM MAP



See page 10 for alternate methods of accessing the infield after the event.

Infield tram riders must have a pass authorizing infield access.

Las Vegas Motor Speedway  
RV Campground Rules and Regulations

Golf carts, quads, scooters, segways, dirt bikes, and/or other similar pit vehicles are strictly prohibited on LVMS property (even if they are licensed and street legal). These items will be impounded immediately upon detection.

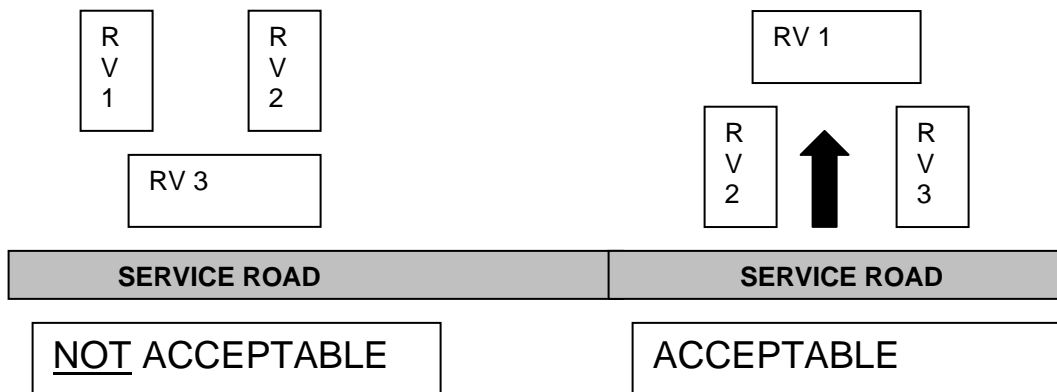
1. One RV pass and one tow/support vehicle pass are included with the purchase of an RV space. Pick up trucks equipped with campers are not considered tow vehicles and are required to have an assigned space and the proper RV credential. Lost or stolen RV and/or tow vehicle passes cannot be replaced and are not transferable. Any vehicle blocking access to an assigned space or parked in a space without the proper credential is subject to tow at the owner's expense. Properly credentialed vehicles parked in your space must fit fully within the space. Only the tow/support vehicle pass that is assigned to the space with the RV pass is allowed in the RV lots. All additional support vehicles must park in the Additional Vehicle Lot.
2. One additional vehicle lot parking pass may be purchased per RV space. That vehicle must park in the designated Additional Vehicle Lot accessible from Las Vegas Blvd. Entry 4. The additional vehicle pass is valid for the entire week at a cost of \$50 and may be purchased by contacting Sabana Rabb at 702-632-8289. The additional vehicle pass can also be purchased on-site at the Additional Vehicle Lot or at the entrance to the Burn Out RV Lot.
3. RV customers may also purchase additional vehicle passes for motorcycles. Up to 2 motorcycles with additional vehicle passes may park within the customer's space, as long as the motorcycles are fully within the defined space. These additional motorcycle passes may only be purchased for and affixed to street legal motorcycles (with proof of license, registration, and insurance). Additional motorcycles with affixed additional vehicle passes may park within the additional vehicle designated lot inside Las Vegas Blvd. Entry 4. The additional motorcycle pass costs \$50 and may be purchased by contacting Sabana Rabb at 702-632-8289.
4. All RV, vehicle, and motorcycle passes must be securely attached so that the pass may not be transferred but is clearly visible from the service road nearest to your assigned space.
5. **Tow/support vehicles and additional vehicles must have the pass securely attached in the upper left-hand corner of the windshield. Vehicles that do not secure the proper credential to the windshield as stated above may be towed.** Each occupant in the tow vehicle must have the appropriate credential.

6. Tow/support vehicles greater than 22' in length will not be allowed to enter the infield. These vehicles will be required to park in the additional tow/support vehicle parking lot with the required tow/support vehicle pass. Larger vehicles used to pull a camping trailer will still be permitted to enter the infield as long as it is still pulling that camper.



The above minibus will not be allowed to enter the infield.

7. Anyone caught with copied or counterfeit passes will be removed from LVMS property, without refund. Violators are subject to prosecution.
8. Quiet rules are enforced between the hours of 11pm and 7am. Please respect your neighbors.
9. Awnings that are attached to your RV are permitted, provided it fits inside your assigned space and does not block the sight lines of neighboring guests or views inside your compound.
10. "Circling of the wagons" is not permitted. Horse-shoe type parking of RV's is permitted, except that an unobstructed view and clear lane from the service road must be kept open at all times in case of emergency. See the drawings below for examples of unacceptable and acceptable parking patterns. LVMS reserves the right to make changes to any parking pattern deemed unsafe.



11. **Fire Regulations:**
  - A fire extinguisher within easy reach is required.
  - U.L. approved, fully-enclosed cooking pits are permitted.

- Open fires and/or barrel fires **ARE NOT PERMITTED**. Prohibited fire pits include homemade tubs, dryer tubs, 55-gallon drums, and any other non-U.L. approved, burning devices.
- Excessive supplies of wood are not permitted. No more than ¼ of a cord of wood may be stored in any one location.
- Flammable substances are not permitted within 20 feet of a fire.
- Never leave a fire unattended.

12. One EZ-Up style shade tent per space is permitted; maximum size is 10 ft x 10 ft. The EZ-Up tent must be securely fastened to the ground and/or RV and must fit inside your assigned space, without blocking the view of your compound from the service road. Side curtains, awnings and/or banners that block the sight line of your neighbors are prohibited. In the interest of safety, LVMS reserves the right to have all structures removed if wind speed exceeds 15 m.p.h. Camping tents and/or party rental tents are not permitted in any of the RV lots.



The tent style above is approved.



The three tent styles above are prohibited.

13. Scaffolding and/or mechanical lifts of any type are prohibited. Custom-built RV roof platforms are permitted; provided the deck does not exceed 12 inches in height above the roof and a handrail is constructed around the entire perimeter. Shade tents and/or umbrellas are not permitted on the RV roof platform at anytime.



The structures above are considered scaffolding and are prohibited.

14. Due to low-flying aircraft, kites and “sky lanterns” or “candle balloons” are not permitted.
15. Firearms, fireworks, and weapons of any type are not permitted. Violators are subject to arrest.
16. External stereo or television speakers are not permitted.
17. Tractor-trailers, box trucks, cargo trucks, rental trucks or enclosed hauling trailers of any kind are not permitted.
18. Solicitation of any type is not permitted on LVMS property. Sale of food, beverages, souvenirs or merchandise is prohibited, and these items may be confiscated if caught being sold.
19. Please be considerate to others and pick up after your pets. All pets must be kept on a maximum six foot leash at all times.
20. No flashing lights on RV's or flagpoles. Flagpoles must be securely attached to your vehicle.
21. All vehicles and RV sites are subject to search at anytime.
22. All campers must be removed from LVMS property no later than 12:00 noon on Monday, March 12<sup>th</sup>.
23. Bicycles are permitted to be operated on LVMS property under the following guidelines:
  - Do not ride or carry bicycles on the superspeedway, on any of the surrounding race tracks, or in the grandstands of those facilities.
  - Obey all posted signage.
  - Use common sense while operating your bicycle.
  - Operator assumes all responsibility and assumption of risk by operating a bicycle on LVMS property. Actions deemed unsafe by LVMS will result in confiscation of the bicycle.
24. LVMS is not responsible for lost, damaged or stolen property.
25. All RV's must be self-contained. All generators must be shut off during quiet hours.
26. LVMS management reserves all rights.
27. The Speed Limit in all RV lots on LVMS property is **5 MPH**.

## **INFIELD RV LOT EMERGENCY EVACUATION INSTRUCTIONS**

1. Do not leave the track until you are notified to do so. Listen to the track public address system on 102.9 FM or tune your radio to (Station TBD).
2. Do not attempt to leave the infield in your vehicle. Your best means of transportation is by foot.
3. Each emergency exit will be manned by LVMS staff members. Look for the flashing yellow lights to find an exit.  
PRIMARY EXIT – Main tunnel  
SECONDARY EXIT – Turn 3 emergency track gate
4. If you are injured or unable to walk to safety, please notify LVMS safety personnel for assistance.
5. LVMS staff will notify you when it is safe to return to the infield.

### **SPECIAL INFIELD RV INSTRUCTIONS**

*Available options to access the grandstands and/or midway:*

1. Walk through the vehicle tunnel to Checkered Flag Lane. From there it is a short walk to ticket Gate A. Make sure you have your infield wristband on for re-entry.
2. Tram service to the ticket office. There are two Infield RV tram stops located at opposite ends of the garages (see map on page 5). Please keep in mind that the infield trams DO NOT operate after the event ends.
3. Walk through the fenced walkway located at the end of the Nationwide Garage closest to turn 4. From this location you will be able to proceed across the speedway and climb the stairs placed next to the flagstand. Please note this route will ONLY be open on Sunday from 8 am until 10:45 am for grandstand access. LVMS will open the Neon Garage to the public after Victory Lane's celebrations on Saturday and Sunday allowing return access to the Infield RV Lot for at least one hour.
4. Guests who are confined to a wheelchair may call 702-632-8006 for transport.
5. Guests who purchase Neon Garage Passes will be able to enter the grandstands and re-enter the Neon Garage through the Neon Garage Pedestrian Tunnel.

## INFIELD RV LOT ARRIVAL INSTRUCTIONS

All infield RV's will be searched prior to entering the infield. LVMS strongly suggests you check-in no later than Thursday, March 8<sup>th</sup>. Please follow the directions below that fit the time you arrive and the space you are assigned when applicable. **Traffic will not be permitted to return to LVMS during outbound traffic on any event day if you choose to exit LVMS on an event day.**

### **Arrival Day/Time - Infield Tunnel Entrance – Backstretch Infield Entrance**

Mon 3/5 12:00 Noon until Thur 3/8 11:00 am.....	Open – Open
Thur 3/8 11:00 am until Thur 3/8 1:00 pm.....	Closed – Open
Thur 3/8 1:00 pm until Thur 3/8 6:30 pm.....	Open – Open
After Thurs 3/8 9 pm .....	Open – Closed

(Thursday times are subject to change)

Suggested for Infield RV Lot spaces closer to Turn 2 (Infield Tunnel Entrance)

1. Arrive via Las Vegas Blvd.
2. Turn into Entry 4.
3. Travel approximately 50 yds.
4. Turn left at the sign marked Infield RV lot inspection area.
5. Follow instructions provided by the LVMS security guards and wait for the mandatory vehicle inspection.
6. Upon completion of the inspection, proceed to your assigned space.

Suggested for Infield RV Lot spaces closer to Turns 3 & 4 (Backstretch Infield Entrance)

1. Arrive via Las Vegas Blvd.
2. Turn into Entry 8.
3. Travel approximately 100 yds.
4. Turn left at the sign marked "Infield RV Lot."
5. Follow instructions provided by the LVMS security guards and proceed across the racing surface to the backstretch. Park your RV on the backstretch and wait for the mandatory vehicle inspection.
6. Upon completion of the inspection, proceed to your assigned space.

## PUBLIC TRANSPORTATION

### DURING OR SOON AFTER THE EVENTS

**Taxi** - For access from LVMS to other area locations after the LVMS ticket gates open until at least 1 hour after the event ends, guests may access taxi service at the Public Bus/ Taxi Depot located between Checkered Flag Blvd and the Boulevard C RV Lot behind turn 2 of the Superspeedway.

**2012 NASCAR Shuttle Information** - Coach America will be providing shuttle service between various hotels and the Las Vegas Motor Speedway March 9<sup>th</sup>, 10<sup>th</sup> & 11<sup>th</sup>, 2012

*Shuttle hours:*

Friday & Saturday, March 9<sup>th</sup> & 10<sup>th</sup>: 7 am-12:30 pm (One-way from hotel to speedway)

Sunday, March 11<sup>th</sup> : 5:30 am – 11:30 pm (One-way from hotel to speedway)

Return shuttle starts as soon as race ends and runs until needed.

\*Please note: Shuttle schedule is subject to change, please check updated information at Shuttle Desk during the race days.

*Shuttle locations:* Golden Nugget, Tropicana, Treasure Island, Riviera, and Las Vegas Hilton. Speedway Location is at the Public Bus/ Taxi Depot located between Checkered Flag Blvd and the Boulevard C RV Lot behind turn 2 of the Superspeedway.

*Shuttle Desk hours:* Wednesday: 6 pm - 10 pm, Thu.-Sat., 7 am - 9 pm and Sunday, 5:30 am – 11 am

*Shuttle Ticket Rates:*

Friday only pass: \$35 per person

Saturday only pass: \$35 per person

Sunday only pass: \$45 per person

Three-day pass: \$65 per person (best value)

For more information or to purchase passes visit one of Coach America's desk locations or go to <https://nascar.coachamerica.com>. If you need ADA assistance, please contact: 702-948-7360.

**TAXI SERVICE – OTHER TIMES**

For access to taxi service at all other times, the following taxi companies will service the LVMS area:

Frias Transportation Management: Ace Cab,  
ANLV Cab, Union Cab, Vegas Western Cab,  
& Virgin Valley Cab-----702-888-4888  
A-Cab Co. -----702-365-1900  
Checker Cab Co. -----702-873-8012  
Deluxe Cab Co. -----702-568-7700  
Desert Cab Co. -----702-386-4828  
Henderson Taxi -----702-384-2322  
Lucky Cab Co. -----702-477-7555  
Nellis Cab Co. -----702-248-1111  
Star Cab Co. -----702-873-2000  
Western Cab Co. -----702-736-8000  
Whittlesea Blue Cab Co. -----702-384-6111  
Yellow Cab Co. -----702-873-2000



## **PUBLIC ICE SALES**

### **Four Convenient Locations:**

- 1) *Infield RV Lot***
- 2) *Burn Out RV Lot***
- 3) *Checkered Flag RV Lot* (closed Thursday)**
- 4) *Tram Stop 5- Above Infield Tunnel outside of Turn 2***

Thursday	12 pm - 4 pm
Friday	8 am - 5 pm
Saturday	8 am - 5 pm
Sunday	8 am - 2 pm

For your convenience, carts will be driving around offering mobile ice sales, or you may call 702-498-3360 to place ice orders that will be delivered to your campsite.

***\$6 per 20 pound bag of ice***